NATA LIGHTING CO.,LTD.
www.nata.cn
Email:info@nata.com
Tel:+86-750-3770000 Fax:+86 750 3771111
Address:Address:380JinOu Road,GaoXin Zone,Jiang Men City,Guangdong,China

Nata

Client:
LumCAT: 2-2755-L
Luminaire: 92.70.412.00
Report No: 2024812-B002
Ballast type: AC

Test No: 2024812-C002	Voltage(V): 36.610
LampCAT: P2141-036-1206-P3090-1	Current(A): 0.696
Lamp flux(lm): 3141.0	Power (W): 25.480
Number of Lamps: 1	PF: 0.000
Length(mm): 0	Width(mm): 0
Phm Type: C	Height(mm): 0

Photometric Results

Lumens(lm): 2924.05, Efficiency(%): 93.09% , Luminous Efficacy(lm/W): 114.76
Central intensity(cd): 10388.720, Maximum intensity(cd): 10388.720
Angle of maximum intensity: C=0.0 γ=0.0
Beam Angle(50%Imax): [C0/180]Total=25.2
[C90/270]Total=25.2
Field angle(10%Imax): [C0/180]Total=57.2
[C90/270]Total=57.2
Maximum s/h(1/2): C0_180=0.42 C90_270=0.42
Maximum s/h(1/4): C0_180=0.45 C90_270=0.45
Up flux rate of lamp(%): 0.00%
Down flux rate of lamp(%): 93.09%
Up flux rate of LUM(%): - -
Down flux rate of LUM(%): 100.00%
CIE Type : Direct lighting
Output flux ratio in π solid angle : 99.153%

Equipment: GMS 1800	Date: 2024/8/12	Operator: NT
Temperature(°C): 25.0	Humidity(%): 60.0%	Distance(m): 7.25

Zonal flux distribution table

γ(°)	Average I(cd)	Zonal F(lm)	Sum F(lm)	Eff Flux(%)	Eff Sum(%)
0.0	10388.715	0.000	0	0.00%	0.00%
1.0	10342.703	9.920	9.92	0.32%	0.34%
2.0	10215.390	29.507	39.427	0.94%	1.35%
3.0	9975.528	48.290	87.717	1.54%	3.00%
4.0	9655.015	65.710	153.426	2.09%	5.25%
5.0	9290.212	81.501	234.928	2.59%	8.03%
6.0	8825.691	95.204	330.132	3.03%	11.29%
7.0	8318.797	106.416	436.547	3.39%	14.93%
8.0	7770.840	115.150	551.698	3.67%	18.87%
9.0	7240.964	121.663	673.36	3.87%	23.03%
10.0	6662.704	125.823	799.183	4.01%	27.33%
11.0	6108.117	127.607	926.79	4.06%	31.70%
12.0	5502.210	126.917	1053.707	4.04%	36.04%
13.0	4979.725	124.394	1178.101	3.96%	40.29%
14.0	4455.979	120.776	1298.878	3.85%	44.42%
15.0	3984.987	115.881	1414.759	3.69%	48.38%
16.0	3531.306	110.135	1524.894	3.51%	52.15%
17.0	3151.194	104.064	1628.958	3.31%	55.71%
18.0	2818.152	98.422	1727.38	3.13%	59.08%
19.0	2494.643	92.432	1819.812	2.94%	62.24%
20.0	2239.327	86.645	1906.456	2.76%	65.20%
21.0	2025.312	81.890	1988.346	2.61%	68.00%
22.0	1833.492	77.544	2065.89	2.47%	70.65%
23.0	1676.231	73.643	2139.534	2.34%	73.17%
24.0	1529.562	70.090	2209.624	2.23%	75.57%
25.0	1381.336	66.187	2275.811	2.11%	77.83%
26.0	1277.413	62.760	2338.571	2.00%	79.98%
27.0	1178.359	60.081	2398.652	1.91%	82.03%
28.0	1091.618	57.471	2456.123	1.83%	84.00%
29.0	996.907	54.642	2510.765	1.74%	85.87%
30.0	888.135	50.896	2561.661	1.62%	87.61%
31.0	791.604	46.745	2608.406	1.49%	89.21%
32.0	687.380	42.371	2650.777	1.35%	90.65%
33.0	585.783	37.508	2688.285	1.19%	91.94%
34.0	486.013	32.436	2720.72	1.03%	93.05%
35.0	405.480	27.686	2748.407	0.88%	93.99%
36.0	318.141	23.040	2771.447	0.73%	94.78%
37.0	264.028	18.987	2790.434	0.60%	95.43%

Zonal flux distribution table

γ(°)	Average I(cd)	Zonal F(lm)	Sum F(lm)	Eff Flux(%)	Eff Sum(%)
38.0	203.351	15.600	2806.035	0.50%	95.96%
39.0	139.783	11.712	2817.747	0.37%	96.36%
40.0	106.005	8.572	2826.319	0.27%	96.66%
41.0	82.398	6.709	2833.028	0.21%	96.89%
42.0	72.845	5.640	2838.668	0.18%	97.08%
43.0	66.912	5.177	2843.845	0.16%	97.26%
44.0	61.308	4.839	2848.685	0.15%	97.42%
45.0	56.301	4.520	2853.204	0.14%	97.58%
46.0	51.925	4.232	2857.437	0.13%	97.72%
47.0	48.147	3.980	2861.417	0.13%	97.86%
48.0	44.698	3.753	2865.17	0.12%	97.99%
49.0	41.800	3.552	2868.722	0.11%	98.11%
50.0	39.074	3.372	2872.094	0.11%	98.22%
51.0	36.708	3.206	2875.301	0.10%	98.33%
52.0	34.967	3.076	2878.376	0.10%	98.44%
53.0	33.338	2.971	2881.347	0.09%	98.54%
54.0	31.748	2.869	2884.216	0.09%	98.64%
55.0	30.197	2.765	2886.981	0.09%	98.73%
56.0	28.890	2.670	2889.651	0.09%	98.82%
57.0	27.352	2.572	2892.223	0.08%	98.91%
58.0	25.808	2.458	2894.681	0.08%	99.00%
59.0	24.507	2.352	2897.033	0.07%	99.08%
60.0	22.746	2.232	2899.266	0.07%	99.15%
61.0	21.110	2.093	2901.359	0.07%	99.22%
62.0	19.685	1.966	2903.324	0.06%	99.29%
63.0	18.042	1.835	2905.159	0.06%	99.35%
64.0	16.643	1.702	2906.861	0.05%	99.41%
65.0	15.131	1.572	2908.434	0.05%	99.47%
66.0	13.995	1.453	2909.887	0.05%	99.52%
67.0	12.838	1.349	2911.236	0.04%	99.56%
68.0	11.754	1.246	2912.482	0.04%	99.60%
69.0	10.664	1.144	2913.626	0.04%	99.64%
70.0	9.737	1.048	2914.673	0.03%	99.68%
71.0	8.936	0.965	2915.639	0.03%	99.71%
72.0	8.127	0.887	2916.526	0.03%	99.74%
73.0	7.352	0.809	2917.335	0.03%	99.77%
74.0	6.728	0.740	2918.075	0.02%	99.80%
75.0	6.196	0.683	2918.758	0.02%	99.82%

Zonal flux distribution table

γ(°)	Average I(cd)	Zonal F(lm)	Sum F(lm)	Eff Flux(%)	Eff Sum(%)
76.0	5.650	0.629	2919.387	0.02%	99.84%
77.0	5.171	0.577	2919.964	0.02%	99.86%
78.0	4.763	0.532	2920.496	0.02%	99.88%
79.0	4.297	0.487	2920.983	0.02%	99.90%
80.0	3.936	0.444	2921.427	0.01%	99.91%
81.0	3.561	0.405	2921.832	0.01%	99.92%
82.0	3.219	0.368	2922.2	0.01%	99.94%
83.0	2.898	0.333	2922.532	0.01%	99.95%
84.0	2.615	0.300	2922.832	0.01%	99.96%
85.0	2.326	0.270	2923.102	0.01%	99.97%
86.0	2.083	0.241	2923.343	0.01%	99.98%
87.0	1.807	0.213	2923.556	0.01%	99.98%
88.0	1.570	0.185	2923.741	0.01%	99.99%
89.0	1.367	0.161	2923.902	0.01%	100.00%
90.0	1.242	0.143	2924.045	0.00%	100.00%

Zonal flux distribution table

ZONAL LUMEN SUMMARY

Zone	Lumens	%Lamp	%Fixt
0-30	2561.66	81.56%	87.61%
0-40	2826.32	89.98%	96.66%
0-60	2899.27	92.30%	99.15%
0-90	2923.90	93.09%	100.00%
0-120	2923.90	93.09%	100.00%
0-180	2924.05	93.09%	100.00%
60-90	24.64	0.78%	0.84%
90-120	0.00	0.00%	0.00%
90-130	0.00	0.00%	0.00%
90-150	0.00	0.00%	0.00%
90-180	0.00	0.00%	0.00%
0-26.01	2339.24	74.47%	80.00%

ZONAL LUMEN SUMMARY

0-10	799.18
10-20	1107.27
20-30	655.20
30-40	264.66
40-50	45.78
50-60	27.17
60-70	15.41
70-80	6.75
80-90	2.48
90-100	0.00
100-110	0.00
110-120	0.00
120-130	0.00
130-140	0.00
140-150	0.00
150-160	0.00
160-170	0.00
170-180	0.00

Light Distribution Curve [Unit:cd]

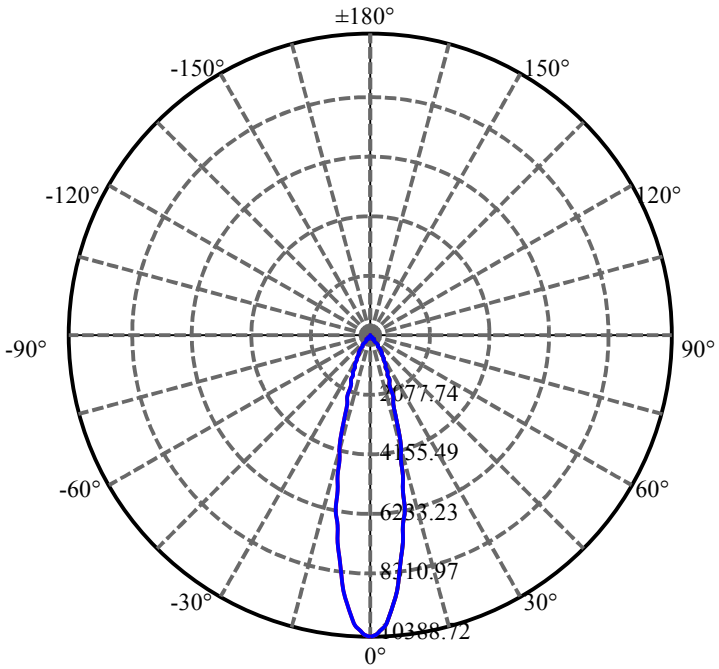

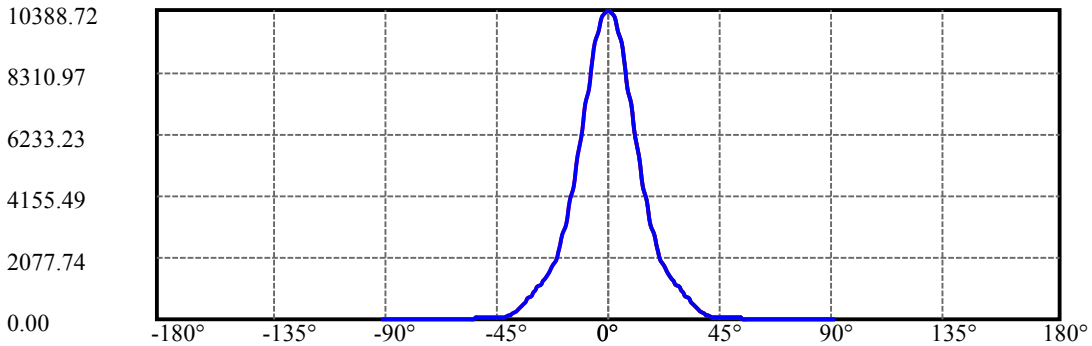

C0(Max):

C0/C180:

C90/C270:

Field angle(10%Imax):C0/180Left:28.6 Right:28.6
:C90/270Left:28.6 Right:28.6

Beam Angle(50%Imax):C0/180Left:12.6 Right:12.6
:C90/270Left:12.6 Right:12.6

Equipment: GMS 1800 Date: 2024/8/12 Operator: NT
Temperature(°C): 25.0 Humidity(%): 60.0% Distance(m): 7.25

Lux distance Curve

Illuminance at a Distance

	Center Beam LUX	Beam Width H	Beam Width V
2m	2597.18 LUX	0.9m	0.9m
4m	649.29 LUX	1.8m	1.8m
6m	288.58 LUX	2.7m	2.7m
8m	162.32 LUX	3.6m	3.6m
10m	103.89 LUX	4.5m	4.5m
12m	72.14 LUX	5.4m	5.4m

Horiz.Spread:25.2 Vert.Spread:25.2

Equipment: GMS 1800 Date: 2024/8/12 Operator: NT
Temperature(°C): 25.0 Humidity(%): 60.0% Distance(m): 7.25

ISO-Intensity(V-H)

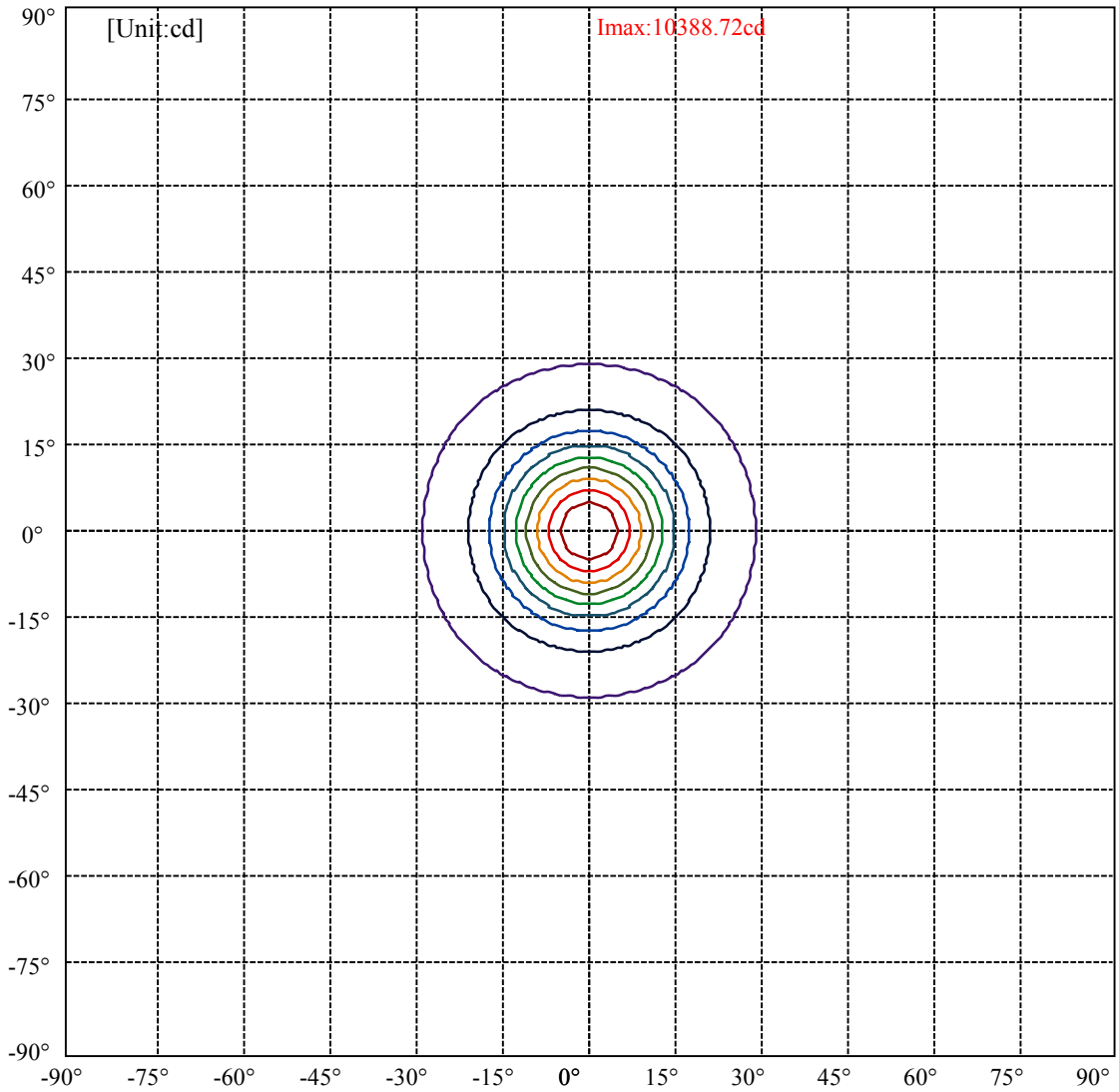

(10%Imax) 1038.87
(20%Imax) 2077.74
(30%Imax) 3116.61
(40%Imax) 4155.49
(50%Imax) 5194.36
(60%Imax) 6233.23
(70%Imax) 7272.1
(80%Imax) 8310.97
(90%Imax) 9349.84

Equipment: GMS 1800 Date: 2024/8/12 Operator: NT
Temperature(°C): 25.0 Humidity(%): 60.0% Distance(m): 7.25

ISO candela diagram on circular web

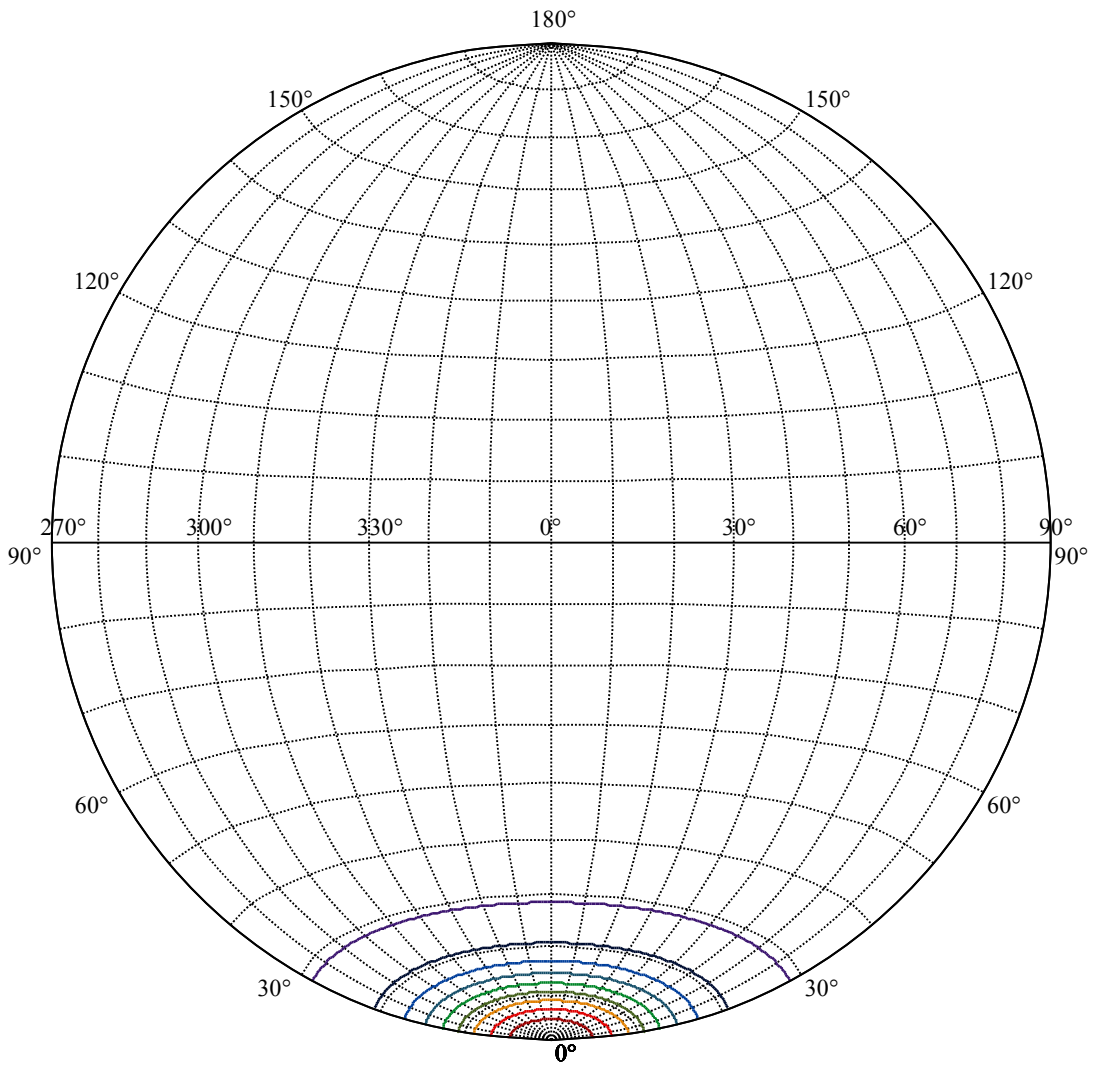

House [Unit:cd] Road

Imax:10388.72

(10%Imax) 1038.87
(20%Imax) 2077.74
(30%Imax) 3116.61
(40%Imax) 4155.49
(50%Imax) 5194.36
(60%Imax) 6233.23
(70%Imax) 7272.1
(80%Imax) 8310.97
(90%Imax) 9349.84

Equipment: GMS 1800 Date: 2024/8/12 Operator: NT
Temperature(°C): 25.0 Humidity(%): 60.0% Distance(m): 7.25

Space ISO Lux diagram

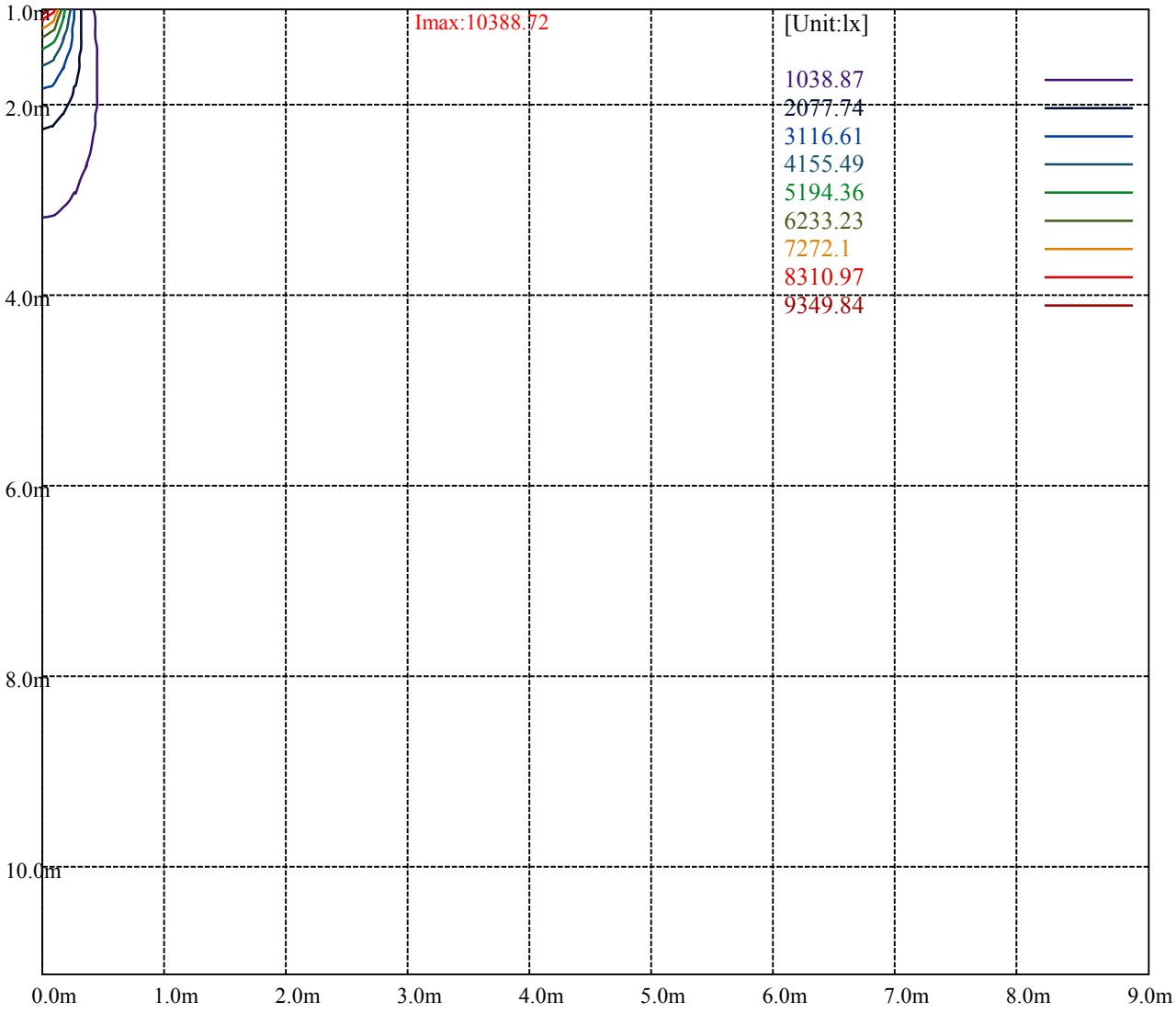

Equipment: GMS 1800 Date: 2024/8/12 Operator: NT
Temperature(°C): 25.0 Humidity(%): 60.0% Distance(m): 7.25

Luminance Limitting Curve(no luminous side)

Luminance Table

γ	45	50	55	60	65	70	75	80	85
C0	0	0	0	0	0	0	0	0	0
C45	0	0	0	0	0	0	0	0	0
C90	0	0	0	0	0	0	0	0	0

L(Hor)(65)	L(Ver)(65)	L45(65)	L(Hor)(75)	L(Ver)(75)	L45(75)	L(Hor)(85)	L(Ver)(85)	L45(85)
0	0	0	0	0	0	0	0	0

Glare Table

Glare	Quality	Service Values Illuminance(lx)							
1.15	A	2000	1000	500	<=300				
1.5	B		2000	1000	500	<=300			
1.85	C			2000	1000	500	<=300		
2.2	D				2000	1000	500	<=300	
2.55	E					2000	1000	500	<=300
		a	b	c	d	e	f	g	h

Luminance Limitting Curve

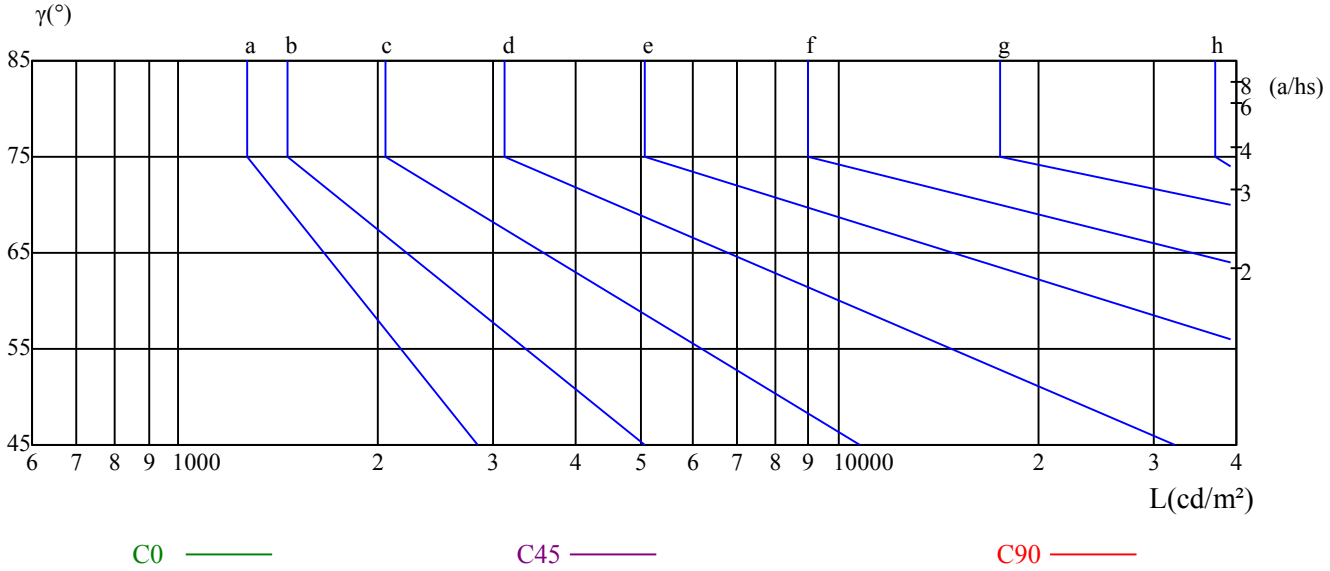

Illumination assessment according UGR											
Rf of Ceiling		70	70	50	50	30	70	70	50	50	30
Rf of Wall		50	30	50	30	30	50	30	50	30	30
Rf of Floor		20	20	20	20	20	20	20	20	20	20
Room dimensions		Viewed crosswise					Viewed endwise				
X	Y										
2H	2H	非数字	非数字	非数字	非数字	非数字	非数字	非数字	非数字	非数字	非数字
	3H	非数字	非数字	非数字	非数字	非数字	非数字	非数字	非数字	非数字	非数字
	4H	非数字	非数字	非数字	非数字	非数字	非数字	非数字	非数字	非数字	非数字
	6H	非数字	非数字	非数字	非数字	非数字	非数字	非数字	非数字	非数字	非数字
	8H	非数字	非数字	非数字	非数字	非数字	非数字	非数字	非数字	非数字	非数字
	12H	非数字	非数字	非数字	非数字	非数字	非数字	非数字	非数字	非数字	非数字
4H	2H	非数字	非数字	非数字	非数字	非数字	非数字	非数字	非数字	非数字	非数字
	3H	非数字	非数字	非数字	非数字	非数字	非数字	非数字	非数字	非数字	非数字
	4H	非数字	非数字	非数字	非数字	非数字	非数字	非数字	非数字	非数字	非数字
	6H	非数字	非数字	非数字	非数字	非数字	非数字	非数字	非数字	非数字	非数字
	8H	非数字	非数字	非数字	非数字	非数字	非数字	非数字	非数字	非数字	非数字
	12H	非数字	非数字	非数字	非数字	非数字	非数字	非数字	非数字	非数字	非数字
8H	4H	非数字	非数字	非数字	非数字	非数字	非数字	非数字	非数字	非数字	非数字
	6H	非数字	非数字	非数字	非数字	非数字	非数字	非数字	非数字	非数字	非数字
	8H	非数字	非数字	非数字	非数字	非数字	非数字	非数字	非数字	非数字	非数字
	12H	非数字	非数字	非数字	非数字	非数字	非数字	非数字	非数字	非数字	非数字
12H	4H	非数字	非数字	非数字	非数字	非数字	非数字	非数字	非数字	非数字	非数字
	6H	非数字	非数字	非数字	非数字	非数字	非数字	非数字	非数字	非数字	非数字
	8H	非数字	非数字	非数字	非数字	非数字	非数字	非数字	非数字	非数字	非数字
Variation with the observer position at spacings:											
S = 1.0H		非数字/非数字					非数字/非数字				
S = 1.5H		非数字/非数字					非数字/非数字				
S = 2.0H		非数字/非数字					非数字/非数字				
Standard tables:		BK0					BK0				
Uncorrected UGR		负无穷大					负无穷大				

UGR calculation is based on CIE Publ. 117 ,S/H = 0.25

Budgetary Estimate Table

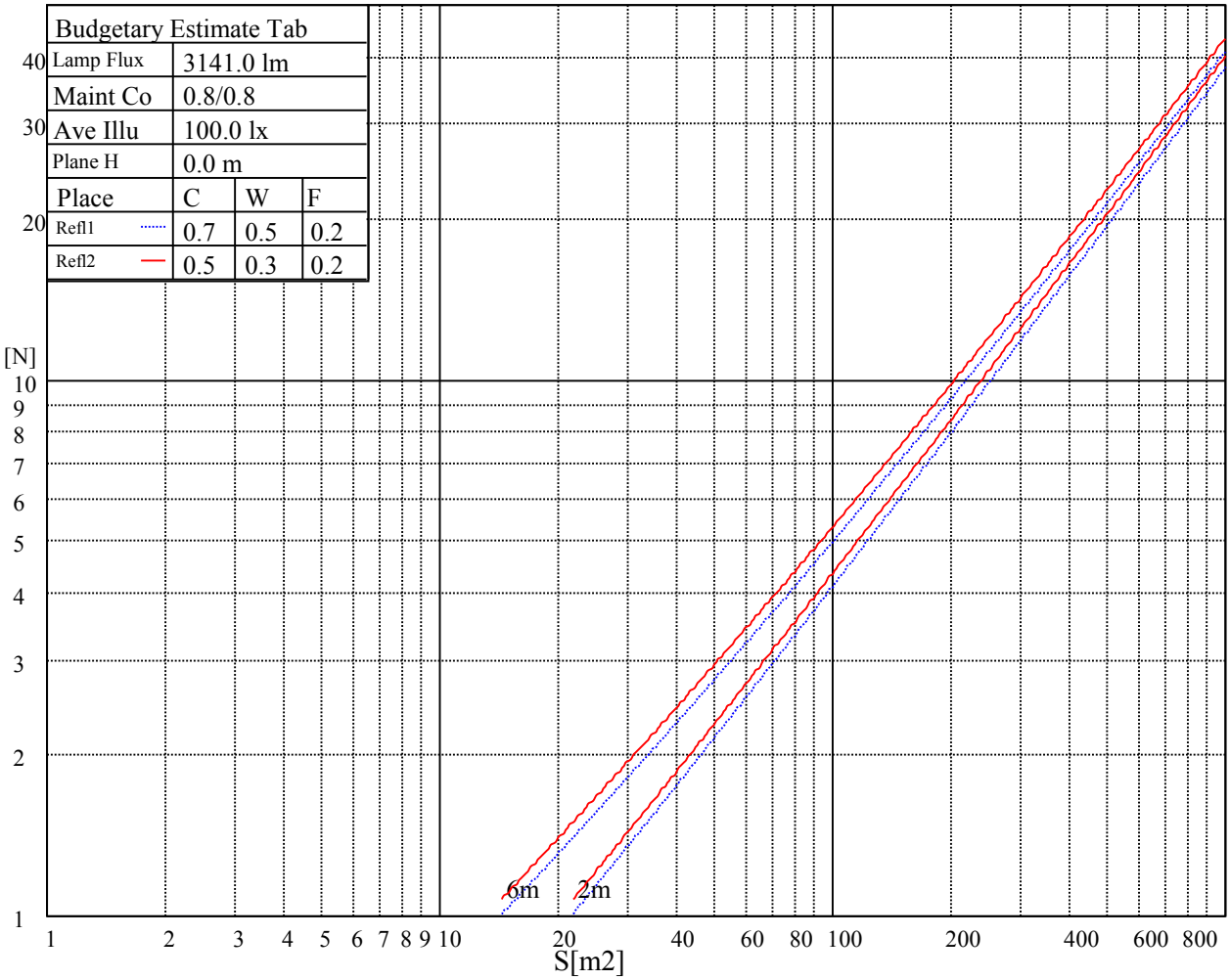

Utilization factor table for indoor luminaire

RHOCC	80			70			50			30			10			0
RHOW	50	30	10	50	30	10	50	30	10	50	30	10	50	30	10	0
RCR	COEFFCIENTS OF UTILIZATION RHOFC=20 CU															
0	1.11	1.11	1.11	1.08	1.08	1.08	1.03	1.03	1.03	0.99	0.99	0.99	0.95	0.95	0.95	0.93
1	1.04	1.02	1.01	1.02	1.01	0.99	0.99	0.97	0.96	0.95	0.94	0.93	0.92	0.91	0.90	0.89
2	0.99	0.95	0.93	0.97	0.94	0.92	0.94	0.92	0.90	0.91	0.90	0.88	0.89	0.87	0.86	0.85
3	0.94	0.90	0.87	0.92	0.89	0.86	0.90	0.87	0.85	0.88	0.85	0.83	0.86	0.84	0.82	0.81
4	0.89	0.85	0.82	0.88	0.84	0.81	0.86	0.83	0.80	0.84	0.82	0.79	0.83	0.80	0.79	0.77
5	0.85	0.81	0.78	0.84	0.80	0.77	0.83	0.79	0.77	0.81	0.78	0.76	0.80	0.77	0.75	0.74
6	0.81	0.77	0.74	0.81	0.77	0.74	0.80	0.76	0.73	0.78	0.75	0.73	0.77	0.74	0.72	0.71
7	0.78	0.74	0.71	0.78	0.73	0.70	0.77	0.73	0.70	0.76	0.72	0.70	0.75	0.72	0.69	0.68
8	0.75	0.71	0.68	0.75	0.71	0.68	0.74	0.70	0.67	0.73	0.70	0.67	0.72	0.69	0.67	0.66
9	0.72	0.68	0.65	0.72	0.68	0.65	0.71	0.67	0.65	0.71	0.67	0.65	0.70	0.67	0.64	0.63
10	0.70	0.66	0.63	0.70	0.65	0.63	0.69	0.65	0.63	0.68	0.65	0.62	0.68	0.64	0.62	0.61

Coefficient Utilization Curve

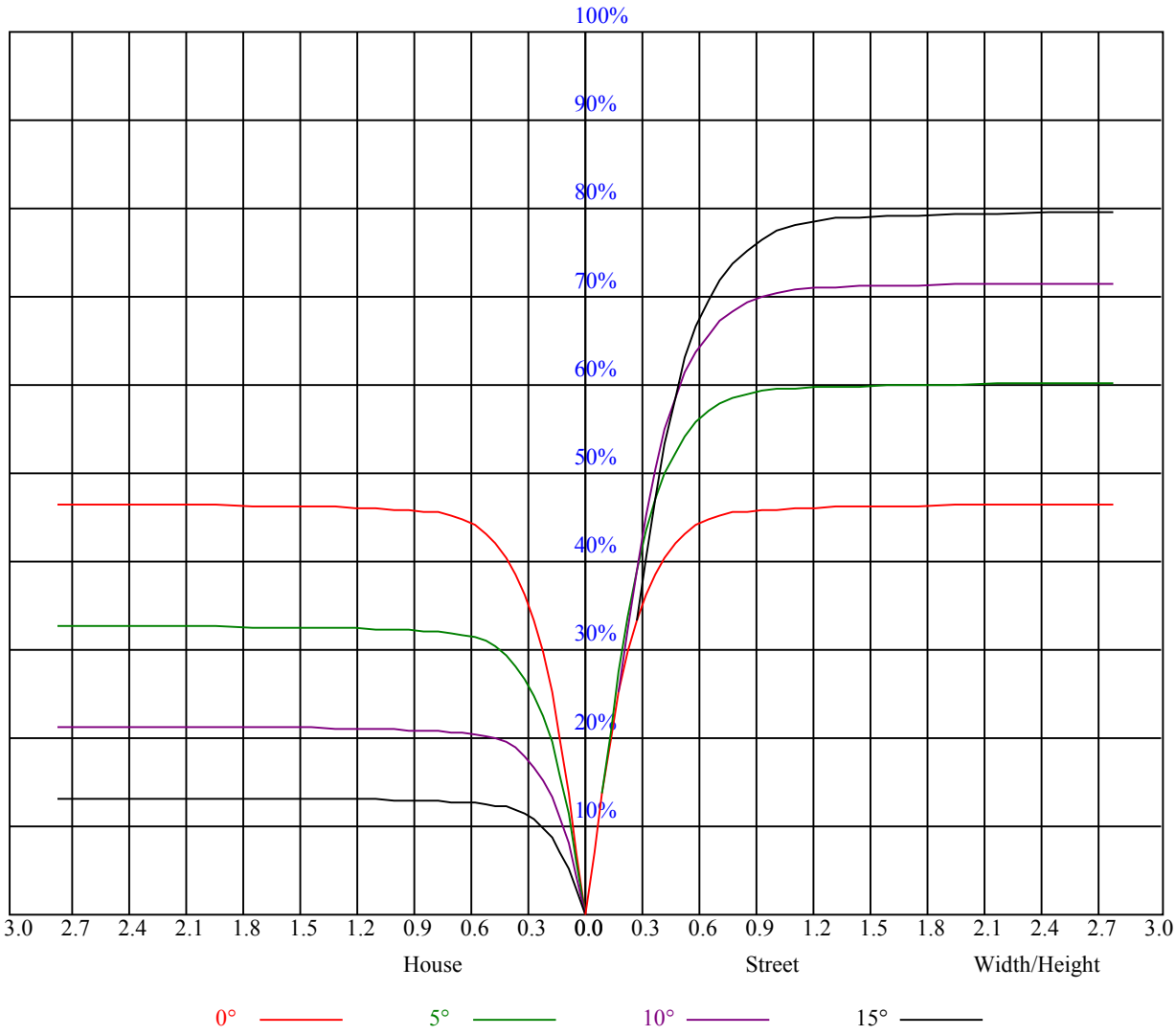

Equipment: GMS 1800
Temperature(°C): 25.0

Date: 2024/8/12
Humidity(%): 60.0%

Operator: NT
Distance(m): 7.25

LCS Graph

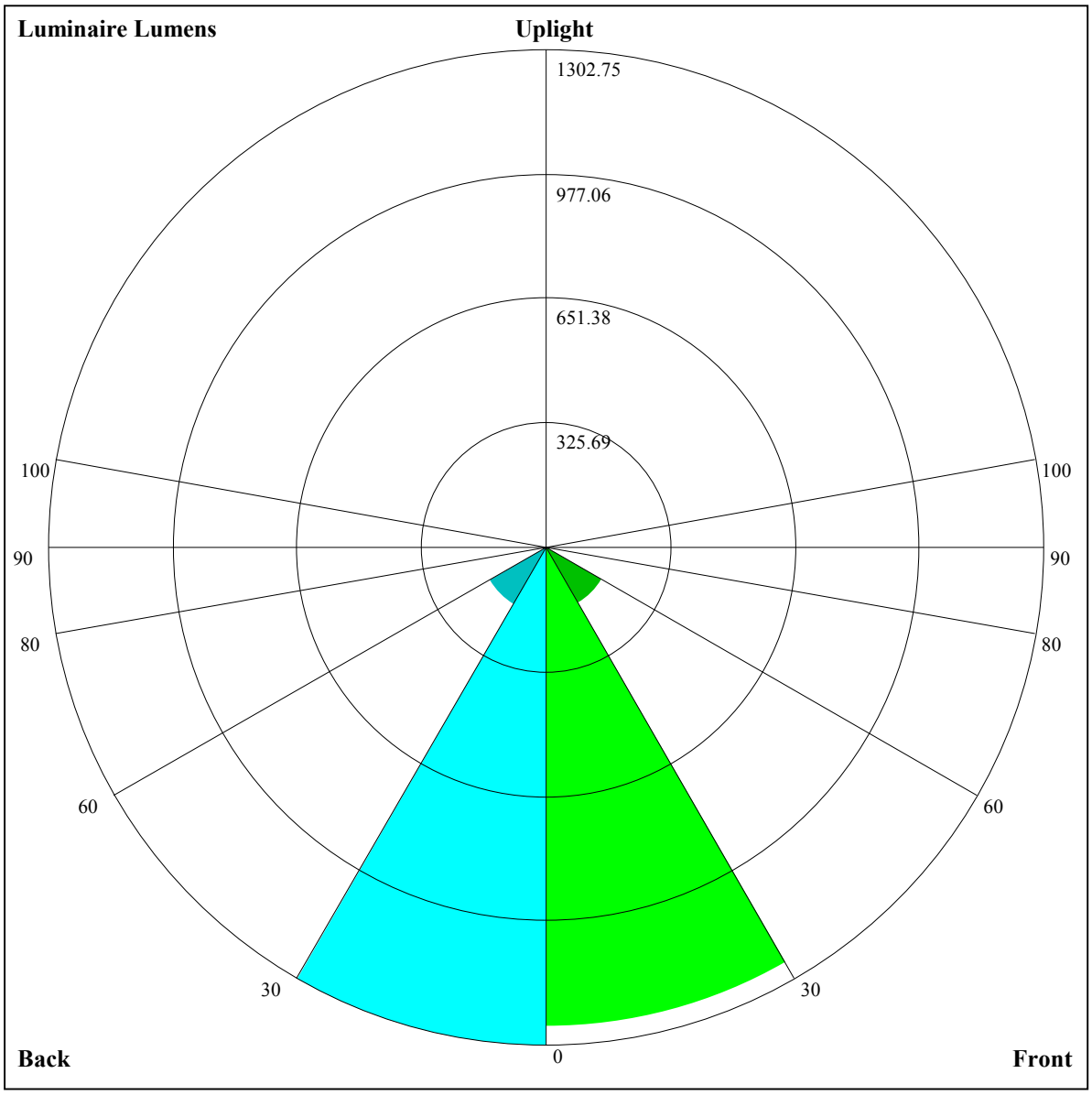

Luminaire Lumens:

FL=1256.51,FM=169.17,FH=10.74,FVH=1.26

BL=1302.75,BM=174.25,BH=11.33,BVH=1.36

UL=0,UH=0

BUG Rating:B3-U0-G0

Intensity data(cd)

C/γ(°)	0.0	1.0	2.0	3.0	4.0	5.0	6.0	7.0	8.0
0.0	10362.38	10215.89	9991.92	9670.40	9289.32	8808.48	8305.93	7748.19	7176.57
45.0	10428.14	10328.43	10227.03	9884.38	9513.29	9241.38	8778.41	8251.31	7701.40
90.0	10312.24	10122.28	9823.09	9448.11	8983.46	8470.29	7904.77	7339.83	6747.55
135.0	10452.11	10385.25	10231.45	9972.95	9618.57	9193.50	8911.55	8161.59	7607.79
180.0	10362.38	10414.79	10399.18	10219.78	9963.48	9760.65	9181.25	8893.73	8389.50
225.0	10428.14	10428.14	10333.42	10155.71	9853.16	9458.67	9012.42	8501.46	7949.34
270.0	10312.24	10427.61	10434.29	10376.31	10247.06	10005.27	9597.97	9248.63	8763.90
315.0	10452.11	10419.25	10282.75	10076.60	9771.79	9383.46	8913.23	8405.64	7830.66
360.0	10362.38	10215.89	9991.92	9670.40	9289.32	8808.48	8305.93	7748.19	7176.57

C/γ(°)	9.0	10.0	11.0	12.0	13.0	14.0	15.0	16.0	17.0
0.0	6593.76	6010.42	5423.14	4861.56	4364.00	3878.69	3621.29	3051.88	2849.05
45.0	7128.63	6553.65	5965.84	5376.93	4825.34	4298.25	3826.34	3392.28	3008.99
90.0	6183.66	5581.93	5018.67	4494.93	4008.52	3562.21	3151.07	2813.99	2507.55
135.0	7272.92	6701.30	6105.13	5519.01	4962.95	4453.67	3967.84	3514.33	3106.50
180.0	7856.83	7289.10	6701.82	6112.91	5537.35	4981.87	4458.72	3970.62	3517.11
225.0	7379.35	6798.80	6214.88	5623.71	5044.27	4503.82	4110.49	3559.43	3148.81
270.0	8234.60	7661.83	7077.38	6491.26	5908.45	5335.67	4765.68	4250.31	3795.12
315.0	7277.96	6704.61	6358.07	5537.35	5186.92	4633.65	3978.46	3697.61	3276.43
360.0	6593.76	6010.42	5423.14	4861.56	4364.00	3878.69	3621.29	3051.88	2849.05

C/γ(°)	18.0	19.0	20.0	21.0	22.0	23.0	24.0	25.0	26.0
0.0	2522.00	2162.11	2032.28	1845.05	1676.22	1533.04	1413.25	1310.75	1104.71
45.0	2680.79	2396.11	2146.49	1947.60	1770.41	1677.37	1529.15	1350.28	1283.42
90.0	2343.18	2113.07	1835.59	1735.88	1581.50	1439.42	1321.89	1104.44	1058.50
135.0	2755.48	2456.82	2195.54	1977.09	1793.22	1635.01	1485.68	1362.00	1263.39
180.0	3119.27	2774.41	2473.54	2216.14	1996.06	1810.52	1654.51	1504.65	1401.00
225.0	2866.92	2495.25	2273.54	2036.74	1843.37	1669.54	1510.75	1378.14	1257.24
270.0	3354.43	2974.98	2646.26	2368.26	2122.53	1929.73	1756.48	1603.79	1519.69
315.0	2903.13	2584.39	2311.38	2075.75	1884.63	1715.22	1564.79	1436.64	1331.36
360.0	2522.00	2162.11	2032.28	1845.05	1676.22	1533.04	1413.25	1310.75	1104.71

C/γ(°)	27.0	28.0	29.0	30.0	31.0	32.0	33.0	34.0	35.0
0.0	1104.71	1019.29	907.33	800.58	697.61	633.59	494.14	397.37	347.96
45.0	1187.60	1089.57	983.13	875.59	765.84	660.55	560.79	468.86	384.18
90.0	1035.90	923.79	814.19	705.39	601.16	500.24	426.28	322.79	257.61
135.0	1172.56	1067.81	958.06	868.33	758.58	629.91	551.33	451.04	361.31
180.0	1274.54	1186.49	1100.71	992.59	877.85	768.62	662.18	560.26	462.76
225.0	1082.42	1082.42	979.98	880.42	779.71	677.01	572.98	477.53	418.66
270.0	1351.43	1297.93	1208.20	1068.91	1005.99	895.09	787.54	680.58	578.08
315.0	1217.72	1065.65	1023.65	913.27	846.10	734.04	631.01	529.67	433.27
360.0	1104.71	1019.29	907.33	800.58	697.61	633.59	494.14	397.37	347.96

C/γ(°)	36.0	37.0	38.0	39.0	40.0	41.0	42.0	43.0	44.0
0.0	235.48	195.01	139.40	101.34	87.36	79.00	72.01	66.07	60.34
45.0	306.75	306.75	276.64	111.33	89.93	84.21	72.96	68.96	62.86
90.0	189.38	131.62	91.09	76.16	68.75	62.81	57.82	52.88	48.57
135.0	281.10	281.10	147.39	102.55	84.21	76.32	69.70	64.55	59.08
180.0	371.35	292.25	292.25	156.48	109.70	85.73	77.16	70.22	67.02
225.0	338.45	259.40	190.64	137.08	98.29	80.26	73.32	66.18	60.18
270.0	480.58	386.97	301.71	301.71	216.87	111.38	87.94	80.63	71.80
315.0	342.02	259.13	187.70	131.62	92.93	79.47	71.85	65.81	60.60
360.0	235.48	195.01	139.40	101.34	87.36	79.00	72.01	66.07	60.34

Intensity data(cd)

C/γ(°)	45.0	46.0	47.0	48.0	49.0	50.0	51.0	52.0	53.0
0.0	55.19	51.20	47.36	43.78	40.68	38.37	36.22	34.22	33.27
45.0	57.40	53.14	49.57	45.89	42.42	39.68	37.42	35.11	33.06
90.0	45.52	42.73	39.58	37.11	35.58	33.90	32.06	31.01	30.01
135.0	56.19	50.30	48.15	44.78	41.42	38.74	36.79	35.11	33.11
180.0	59.61	56.56	51.88	48.41	45.15	41.73	38.74	37.00	35.32
225.0	54.98	50.46	46.78	43.68	41.05	38.48	37.00	35.58	33.59
270.0	66.39	60.45	55.19	50.62	46.89	43.26	39.63	37.11	35.27
315.0	55.14	50.57	46.68	43.31	41.21	38.42	35.80	34.59	33.06
360.0	55.19	51.20	47.36	43.78	40.68	38.37	36.22	34.22	33.27

C/γ(°)	54.0	55.0	56.0	57.0	58.0	59.0	60.0	61.0	62.0
0.0	31.27	29.65	28.65	26.96	25.65	23.86	21.76	20.18	18.71
45.0	31.43	29.75	28.33	26.49	25.02	24.23	21.76	20.08	19.24
90.0	29.07	26.65	25.49	24.70	22.39	21.18	19.55	18.40	17.03
135.0	31.91	30.75	29.22	27.60	26.39	25.12	23.29	21.71	20.45
180.0	33.43	32.12	31.06	29.59	28.07	26.54	25.28	23.65	21.71
225.0	31.96	30.54	29.17	27.49	25.91	24.65	22.86	21.34	19.82
270.0	33.27	31.54	30.17	28.70	27.07	25.49	24.13	22.44	20.60
315.0	31.64	30.59	29.01	27.28	25.97	24.97	23.34	21.08	19.92
360.0	31.27	29.65	28.65	26.96	25.65	23.86	21.76	20.18	18.71

C/γ(°)	63.0	64.0	65.0	66.0	67.0	68.0	69.0	70.0	71.0
0.0	17.14	15.24	14.09	13.09	11.93	10.67	9.72	8.99	8.25
45.0	17.14	16.19	14.51	13.46	12.46	11.30	10.09	9.36	8.67
90.0	15.03	13.77	12.83	11.83	10.51	9.51	8.78	8.04	7.31
135.0	18.98	17.14	15.61	14.98	13.56	12.30	11.35	10.51	9.78
180.0	20.08	18.61	17.24	15.09	14.19	13.14	11.98	10.72	9.83
225.0	18.50	16.82	15.09	13.88	12.93	11.83	10.51	9.46	8.73
270.0	18.98	18.40	16.66	15.66	14.03	13.19	12.30	11.20	9.88
315.0	18.50	16.98	15.03	13.98	13.09	12.09	10.57	9.62	9.04
360.0	17.14	15.24	14.09	13.09	11.93	10.67	9.72	8.99	8.25

C/γ(°)	72.0	73.0	74.0	75.0	76.0	77.0	78.0	79.0	80.0
0.0	7.36	6.68	6.04	5.57	5.05	4.73	4.15	3.84	3.47
45.0	7.83	6.99	6.47	5.99	5.52	5.05	4.68	4.21	3.78
90.0	6.62	6.04	5.57	5.31	4.73	4.31	4.10	3.47	3.31
135.0	8.83	7.88	7.36	6.78	6.20	5.73	5.31	4.84	4.36
180.0	9.15	8.09	7.31	6.62	6.10	5.52	4.99	4.68	4.21
225.0	7.99	7.15	6.52	6.20	5.57	5.05	4.78	4.15	3.89
270.0	9.15	8.46	7.78	6.89	6.36	5.78	5.31	4.84	4.52
315.0	8.09	7.52	6.78	6.20	5.68	5.20	4.78	4.36	3.94
360.0	7.36	6.68	6.04	5.57	5.05	4.73	4.15	3.84	3.47

C/γ(°)	81.0	82.0	83.0	84.0	85.0	86.0	87.0	88.0	89.0
0.0	3.15	2.84	2.52	2.31	2.05	1.84	1.52	1.31	1.16
45.0	3.36	3.05	2.79	2.42	2.10	1.84	1.58	1.31	1.10
90.0	3.00	2.73	2.47	2.26	2.05	1.84	1.52	1.26	1.31
135.0	3.99	3.73	3.31	3.10	2.89	2.52	2.21	1.89	1.42
180.0	3.78	3.36	3.10	2.79	2.37	2.21	1.94	1.73	1.52
225.0	3.47	3.15	2.84	2.52	2.26	2.00	1.73	1.52	1.31
270.0	4.05	3.68	3.21	2.89	2.52	2.26	2.05	1.84	1.68
315.0	3.68	3.21	2.94	2.63	2.37	2.16	1.89	1.68	1.42
360.0	3.15	2.84	2.52	2.31	2.05	1.84	1.52	1.31	1.16

Intensity data(cd)

C/γ(°)	90.0
0.0	1.10
45.0	1.10
90.0	1.31
135.0	1.31
180.0	1.21
225.0	1.21
270.0	1.37
315.0	1.31
360.0	1.10